




A BOARD




•Open all profiles.



•Take-off the anti-reflex cover.




•Place the poster in.



•After placing the cover back on the poster, close the profiles.




•Place the wire header holder on the top of A Board between its hinges.




•The edges of the holder fits with the hinges.



•PVC foam header slides & fits inside the wire header holder.



•Hang the basket on the scissors.



NOTE:

•Wire header holder, PVC foam header and baskets are optional.

•Please inform the order number on the product or on the carton (e.g. 1/110001394-460) to the place that you have made the purchase if any problem with the product occurs.

•All rights reserved. All pictures, figures and writings are secured internationally by copy-right law. Infringements will be sued by civil and legal law.