


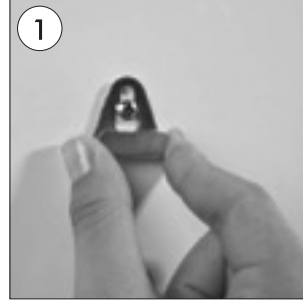
# CORK BOARD

## • 1.st assembling option





• Peel the cover an adhesive tape and place it on the wall.

## • 2.nd assebling option



• Mount the Frame Board by screwing on wall.



• Attach your documents to cork panel by pushpin.



NOTE:  
• Optional colours are available.

• Please inform the order number on the product or on the carton (e.g. 1/110001394-460) to the place that you have made the purchase if any problem with the product occurs.

• All rights reserved. All pictures, figures and writings are secured internationally by copy-right law. Infringements will be sued by civil and legal law.

1007019