






# DECORATIVE BROCHURE STAND



• Complete the stand by screwing the classical base to the elips profile.

• Fix the plastic part to the profile.



• Screw the plastic part to the brochure stand by centering the holes on the brochure holder to the holes on the plastic part.



• Please inform the order number on the product or on the carton (e.g. 1/110001394-460) to the place that you have made the purchase if any problem with the product occurs.

• All rights reserved. All pictures, figures and writings are secured internationally by copy-right law. Infringements will be sued by civil and legal law.