





DECORATIVE MENUBOARD




• Complete the stand by screwing the classical base to the elips profile.




• Fix the frame through holes to the frame connector.




• Fix the frame through holes to the frame connector.



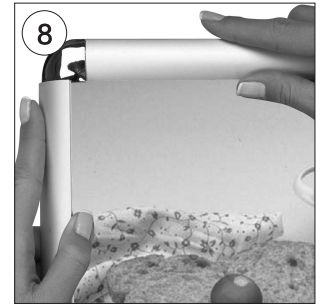
• Open all profiles.



• Take-off the anti-reflex cover.



• Place the poster in.



• After placing the cover back on the poster, close the profiles.



• Please inform the order number on the product or on the carton (e.g. 1/110001394-460) to the place that you have made the purchase if any problem with the product occurs.

• All rights reserved. All pictures, figures and writings are secured internationally by copy-right law. Infringements will be sued by civil and legal law.

1001879