




# EASY SWAP



• Mount the plate pushing into the channel on top of the aluminium body.



• Tightening the nut underneath the body, fix the plate in place. To change the plate, please loosen the same nut.

• Please use boards in minimum 5 mm, max 10 mm thickness.



• Please inform the order number on the product or on the carton (e.g. 1/110001394-460) to the place that you have made the purchase if any problem with the product occurs.

• All rights reserved. All pictures, figures and writings are secured internationally by copy-right law. Infringements will be sued by civil and legal law.