




# POSTER SHOWBOARD



•Open the cover door.





•Take out the metal bars from the slots inside the cover. Fix the cover in open position by leaning the ends of the metal bars to the plastic holder in the bottom and upper profiles of the frame.



•Fix the frame to the wall through the holes in the canal.



•Place in the poster via the plastic pegs.



•Mount the metal bars to the slots, inside of the cover, after taking them out from the plastic holders. Lock the cover after closing.

