



SMART ROLL BANNER SINGLE SIDED



• Please turn the feet 90 degrees as in photo#1, then open the cover profiles of the base and take out clips profile & telescopic pipe.




• Open clamp profile and place in the poster.



• Open the button of the mechanism & loosen the rolling cylinder body.




• Open the clamp profile on the cylinder and place in the poster.




• Close the button of the mechanism on one side of the body and wind up the mechanism turning around the cylinder.



• Close the main body cover. Open the telescopic pipe and embed it to the hole on the body.



• Lift up the top clamp and hang it on the pipe.



CAUTION!

• Please do not loosen the mechanism when the printing is assembled on the top position.



Patent no: EP 05801071
DE 20 2004 021 229

• Please inform the order number on the product or on the carton (e.g. 1/110001394-460) to the place that you have made the purchase if any problem with the product occurs.

• All rights reserved. All pictures, figures and writings are secured internationally by copy-right law. Infringements will be sued by civil and legal law.